

envirovent®

SABIK RANGE (350/E & 500/E) USER GUIDE FOR RESIDENT



HOME VENTILATION SYSTEM GUIDE

SABIK RANGE

Whole House Heat Recovery System

What is it and why is it there?

The Sabik Range are centralised heat recovery ventilation units that continuously remove stale, moist air from your bathroom, kitchen, WC and replaces it with clean, filtered, tempered air through circular valves mounted in your ceiling and into your living room areas.

The unit also helps to maintain good thermal comfort; ventilation airflows help heat to mix from different sources, so it circulates throughout your home, especially from the central heating system during cold periods.

How will it help?

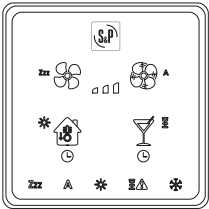
It will prevent the build-up of moisture in the house, reduce steam/condensation and odours during bathing and cooking, which contribute to black mould forming on the walls, behind cupboards etc. It will also help stop the dampness that you can get in your cupboards and wardrobes, on your clothes and furnishings, caused by poor ventilation. It provides continuous, all year round ideal indoor air quality.

How do I control it?

The system operates continuously 24 hours a day at a low rate known as 'trickle', to ensure your home is ventilated at the appropriate level. The system can be sent into a higher rate called 'boost' via the touchscreen controller to rapidly remove excess moisture or odours. Your unit will automatically control the humidity levels in the home quietly and efficiently.

• Remote Control Versions

The Sabik Range come with a wired touchscreen controller as standard. The functions of the controller are seen in the table below:



Press for 1 second	Result	Press for 5 seconds	Symbol displayed	
	Boost and reduce the unit depending upon the number of presses.			Unit shuts down for one hour.
	Boost and reduce the unit depending upon the number of presses.			The unit will enter automatic mode if a weekly programme is activated or there is a specialist sensor installed.
	Boost the unit, this can be set by a timer for a specific period.			Filter reset. The filter should be checked, cleaned and potentially replaced before this is reset.
	The summer bypass becomes active for 8 hours. This would be used in periods of excessively hot weather.			This activates the summer bypass to prevent warm air entering the dwelling. If the outdoor temperature is >13°C this is an automatic function.
				In periods of cold weather, if the preheater is not installed and there is a risk of freezing, the supply airflow will switch off and the unit will enter frost protection mode. When this is displayed, the unit is in frost protection mode.

For further information, on the controls and their functions, please consult the installation guide.

Do not permanently turn off the mechanical ventilation systems or block permanent vents. If you feel drafts when the system is running, first check if boost mode has been turned on, and if needed change this back to normal mode. If you permanently turn off mechanical ventilation systems, your home will be poorly ventilated, causing high humidity and an increase in other indoor air pollutants. Turning off the unit may also damage the system and invalidate the warranty.

Summer bypass

This feature is included as standard and helps to reduce the air temperature coming into the dwelling during the warmer periods. It is an automatic function and operates when the supply air temperature to the property is above 13 degrees celsius, reducing the warming of incoming air (from outdoors) by the extracted indoor air.

Staying cool in hot weather

Public Health England cautions that prolonged periods of extremely hot weather pose serious health risks. For guidance about this, please consult the following website, which includes advice on protecting yourself and your dependents: <https://www.gov.uk/government/publications/heatwave-plan-for-england>

Annual Running Costs

Please scan our QR code to see the annual running costs of this product.



Or visit: envirovent.com/annual-running-costs

During normal operation, the MVHR unit warms up the outdoor air supplied to the indoors using the warm air extracted from your home. This means the central heating system does not need to supply this part of the overall heating needed for your home, which is likely to decrease your total energy costs compared to other types of ventilation systems.

Maintenance

More detailed instructions for maintenance are included in the Installation Guide.

Maintenance checks:



These simple actions will help to ensure energy use is kept to a minimum and systems operate effectively.

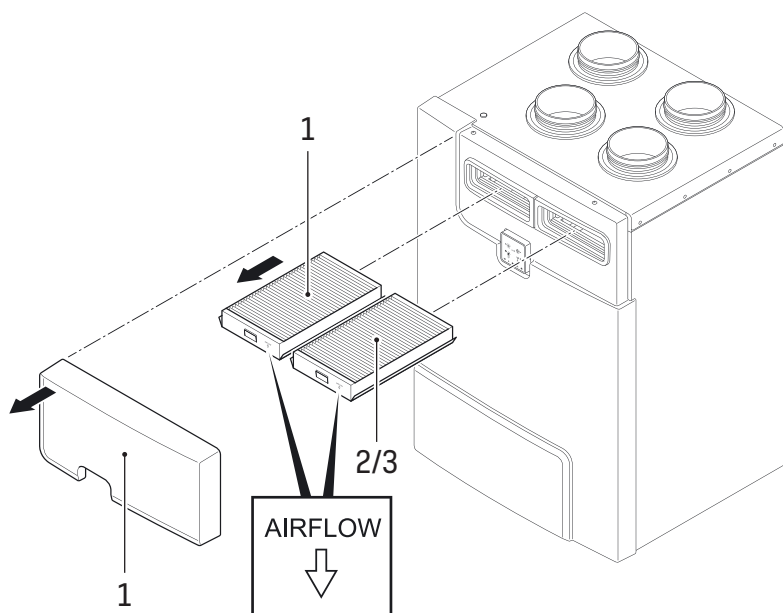
- Ensure that there is a sufficient amount of air flowing through each of the supply diffusers in the system.

EnviroVent recommend that filters are checked regularly and replaced as required. Areas with high particulate matter for example industrial areas, or higher-grade filters will become clogged quicker and will need replacing more frequently. Spare and replacement filters must be genuine EnviroVent parts.

Failure to maintain the unit as recommended may breach the terms of the warranty.

Recommended maintenance schedule:
[see next page for the diagram].

- Remove the filter cover from the top of the unit [1].
- Take the used filters out of the unit [2/3] and dispose of them appropriately.
- Insert the new filters, ensuring that the printed arrows visible on the end of the filters are pointing downwards as per the diagram.
- Hold down the  symbol on the controller for five seconds to reset the filter.
- Following this, the  symbol will no longer be illuminated.
- Call EnviroVent on 01423 810 810.
The filter part codes are:
 - FILTER-SK350-G4
 - FILTER-SK350-G4/F7 (Fine Particle)
 - FILTER-SK500-G4
 - FILTER-SK500-G4/F7 (Fine Particle)



Service

The unit should be serviced every 2 years by EnviroVent, a maintenance company or other competent person. This would include filter checks and replacements, airflow and ducting checks and condensate drain check. Any worn-out components can then be replaced and old parts recycled where possible.

Safety

You do not need to remove the covers from the unit, any repair work should be carried out by a qualified person to avoid hazard. If the supply cord is damaged, it must be replaced by the manufacturer, service agent, or similarly qualified person.

⚠ Emergency shutdown details - Unit to be isolated from the mains by turning it off at the isolating switch.

Warranty

The Sabik range are covered by a full 2 year warranty.

For further details on the warranty please visit www.envirovent.com/warranty/



Leading Manufacturer & Supplier of
Innovative & Sustainable Ventilation Systems

EnviroVent Ltd
Harrogate West Business Park
Unit 1 Bardner Bank
Killinghall
Harrogate
HG3 2SP

T / 01423 810 810
E / info@envirovent.com
W / envirovent.com



For additional information,
see the installation guide.

E&OE | MKT ENV504 - V4 - 28.02.25

Due to our policy of continuous innovation and improvement EnviroVent reserves the right to alter products specification and appearance without notice.

We want to hear from you

Your feedback is important to us as we strive to improve our products, services, and overall customer experience. Please email us to help us serve you better: feedback@envirovent.com